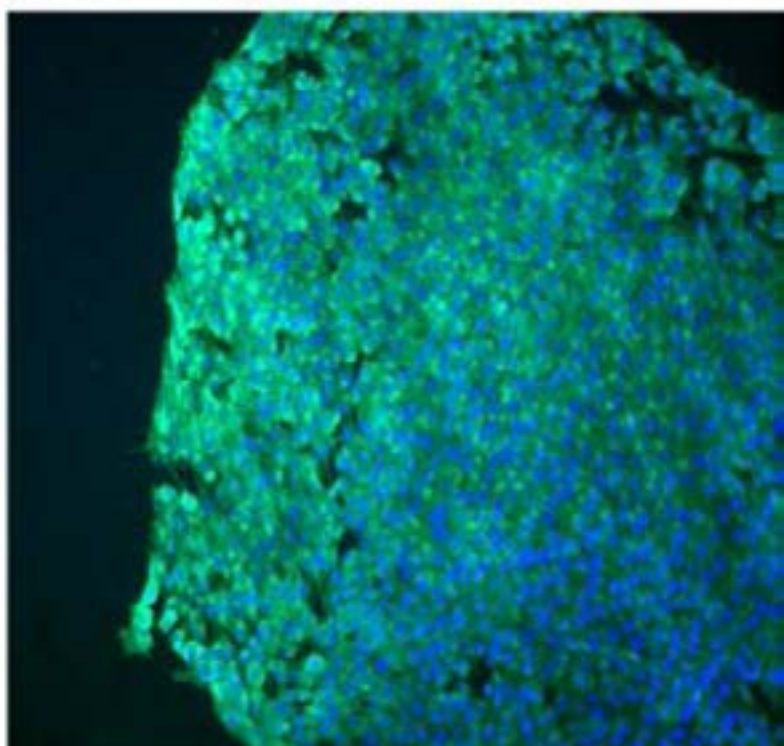
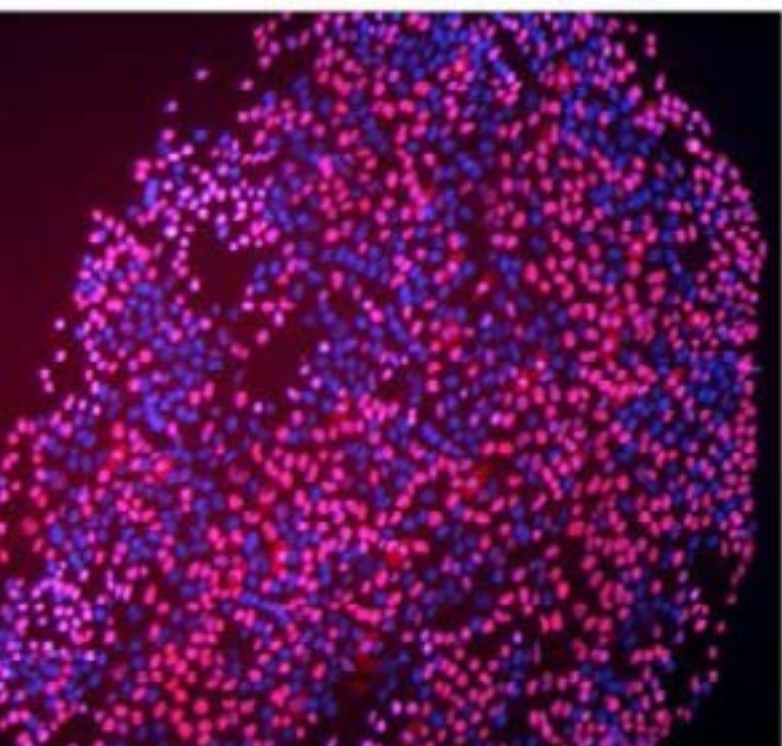
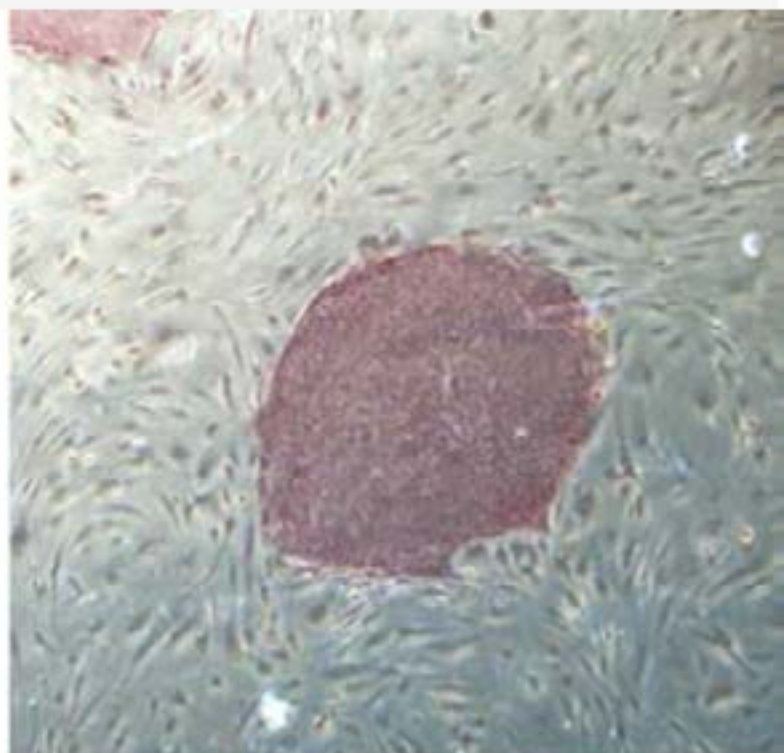
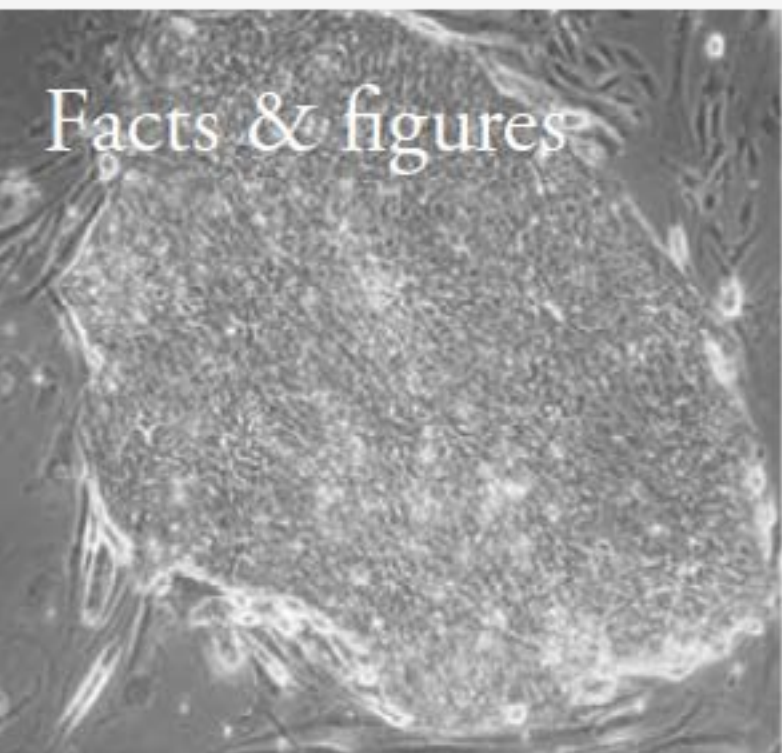


Facts & figures



Personnel

Table 1 - Research & Support Personnel

| | Nr. of persons | % |
|---------------------------|----------------|-------------|
| Research Staff | 89 | 25% |
| Support Staff | 77 | 21% |
| Technical | 57 | 16% |
| Staff Research Management | 20 | 6% |
| Collaborators | 196 | 54% |
| Researchers | 99 | 27% |
| Students | 97 | 27% |
| Total | 362 | 100% |

Charter 1 - Research and support staff.

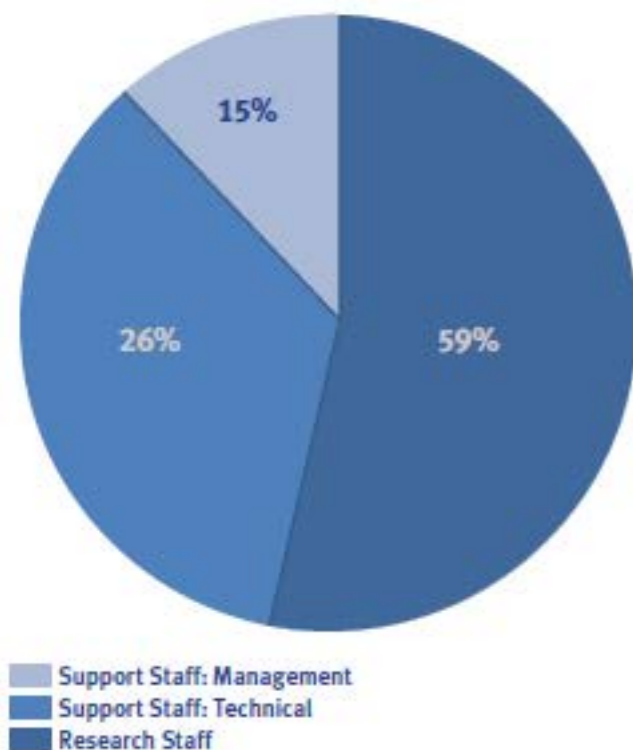


Table 2 - Research & Support Personnel by academic studies

| | Nr. of persons |
|---------------------------------|----------------|
| Research Staff | 188 |
| Genetics | 1 |
| Agronomist | 1 |
| Bioinformaticians | 2 |
| Biologists | 78 |
| Biotechnologists | 18 |
| Statisticians | 3 |
| Pharmacists | 32 |
| Physicists | 1 |
| Computer Science | 5 |
| Mathematicians | 1 |
| Medicine | 3 |
| Chemists | 25 |
| Veterinarians | 3 |
| Biochemists & Biomedicine | 15 |
| Support Staff | 77 |
| Technical Research | 57 |
| Technical Resources | 11 |
| Higher laboratory Technicians | 37 |
| Project manager | 2 |
| Pathology technical Specialist | 5 |
| Veterinary Technician Assistant | 3 |
| Ade/Economist/Finance | 4 |
| Lawer/Attorneys/Lab. Rel. | 3 |
| Computer Science | 2 |
| Medicine and Pharmacology | 1 |
| Telecomunicaciones | 1 |
| Others | 8 |
| Students | 97 |
| TOTAL | 362 |

Table 3 - Research Personnel (staff and collaborator) with PhD

| | Nr. of persons |
|----------------------------|----------------|
| PhD Research Personnel | 91 |
| Non PhD Research Personnel | 97 |
| TOTAL | 188 |

Charter 2 - Research personnel with PhD

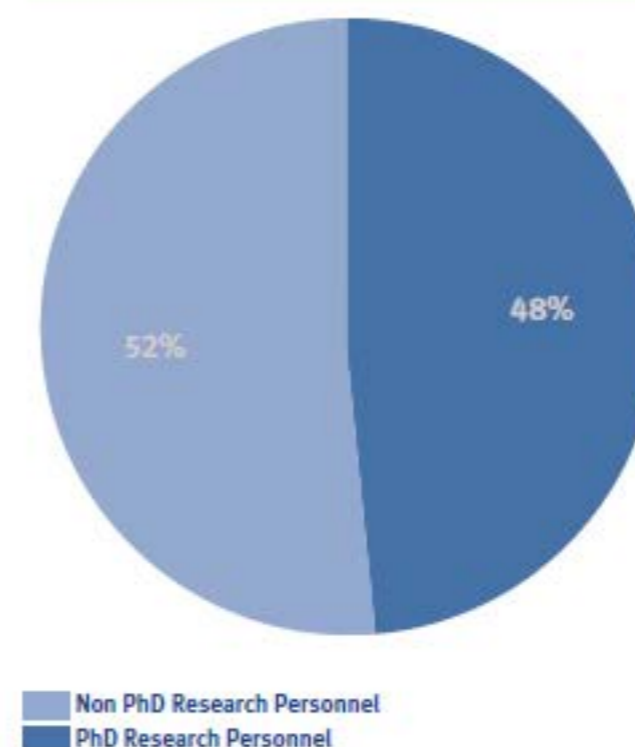
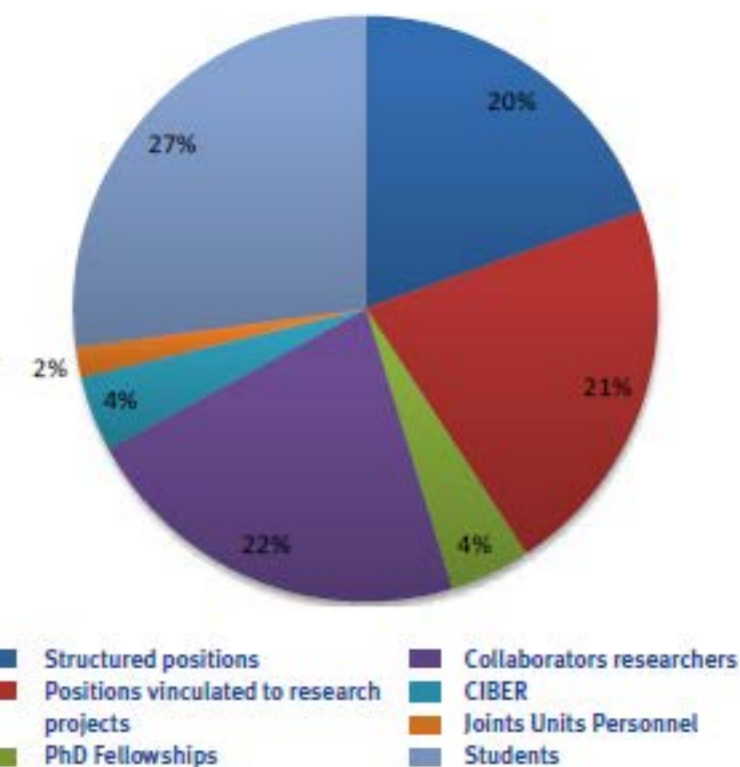


Table 4 - Clasification by labor relationship

| | Nr. of persons |
|---|----------------|
| Staff | 166 |
| Structured positions | 70 |
| Positions vinculated to research projects | 80 |
| PhD Fellowships | 16 |
| FPI | 7 |
| FPU | 3 |
| Becas Pre del ISCIII | 1 |
| Val i+d C.Educación | 3 |
| GVA (Prometeo) | 2 |
| External Research Staff | 196 |
| Collaborators researchers | 78 |
| CIBER | 15 |
| Joints Units Personnel | 6 |
| Students | 97 |

Charter 3 - Personnel by labor relationship



Funding

Table 1 - Income in 2013

| Source | Amount (in K€) |
|--|----------------|
| European and International Funding | 346 |
| National competitive funding | 1.220 |
| Instituto de Salud Carlos III | 1.043 |
| Education Cancellery/ Regional competitive Funding | 295 |
| Contract and Privately-funded research | 506 |
| Donations | 12 |
| Health Cancellery | 4.400 |
| TOTAL | 7.822 |

Chart 1 - Income in 2013

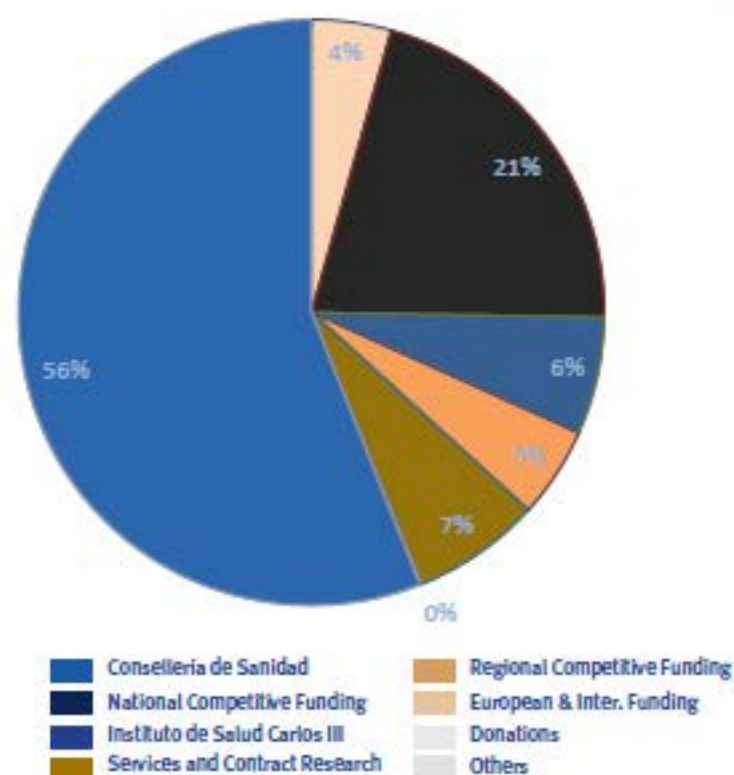


Table 2 - Funding Agencies in 2013: New grants and Contracts.

| Funding Entities | New grants awarded in 2013 |
|---|----------------------------|
| International | |
| EC-Directorate General of research & Innovation | 2 |
| Privates | 1 |
| National | |
| Ministry of Economy and Competitiveness | 4 |
| Carlos III institute of Health | 3 |
| Privates | 6 |
| Regional | |
| Generalitat Valenciana (GVA) | 7 |

Table 3 - Active Grants and Contracts by Agency in 2013

| Funding Entities | Grants in 2013 |
|---|----------------|
| International | |
| EC-Directorate General of research & Innovation | 8 |
| Privates | 1 |
| National | |
| Ministry of Economy and Competitiveness | 36 |
| Ministry of Education | 5 |
| Spanish Agency for International Cooperation | 2 |
| Carlos III institute of Health | 12 |
| Privates | 13 |
| Fundacion La marato | 2 |
| Fundacion Gent per Gent | 1 |
| Contracts | 10 |
| Regional | |
| Generalitat Valenciana (GVA) | 19 |
| Privates | 4 |
| Total | 100 |

Chart 2 - Execution of Funds

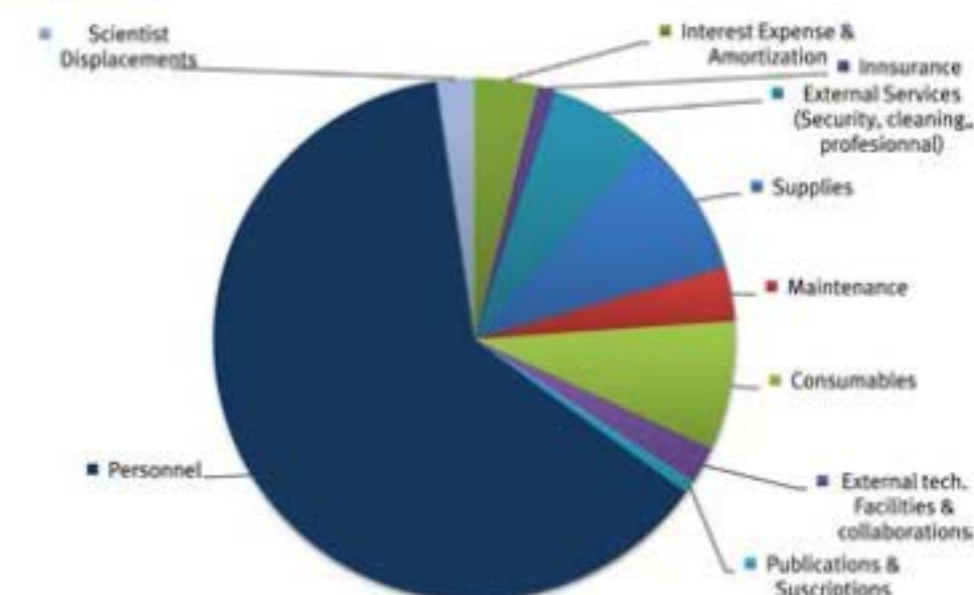


Table 4 - Execution of Funds 2013

| Expenses | % |
|--|-------------|
| Personnel | 61,9% |
| Supplies | 8,9% |
| Consumables | 7,9% |
| External Services (Security, cleaning) | 6,5% |
| Interest Expense | 3,9% |
| Maintenance | 3,3% |
| Others : External tech. facilities | 2,3% |
| Scientist Displacements | 2,3% |
| Amortization | 1,3% |
| Innsurance | 1,1% |
| Publications & Suscriptions | 0,8% |
| Collaboration related with grants | 0,4% |
| Profesional counseling Services | 0,4% |
| Total | 100% |

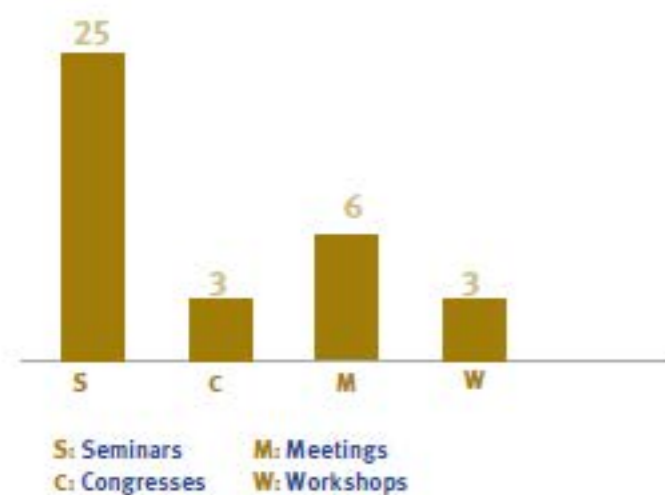


Events

Table 1 - Events: seminars, congresses, symposiums and Workshops

| | Nr. |
|--------------|-----------|
| Seminars | 25 |
| Congresses | 3 |
| Meetings | 6 |
| Workshops | 3 |
| TOTAL | 37 |

Chart 1 - Events



Thesis

| Title | PhD Student | Director | Institution |
|--|-----------------------------|---|-------------------------------------|
| Polymer Conjugates for the Treatment of Neurodegenerative Disorders | Conejos Sánchez, Inmaculada | Dr. Maria Jesus Vicent Docon | Universidad de Valencia |
| Polymer-Based Combination Conjugates for the Treatment of hormone-dependent Breast Cancer | Deladriere, Coralie | Dr. Maria Jesus Vicent Docon, Dr. Ruth Lucas Dominguez | Universidad de Valencia |
| Las Células Troncales de pulpa dentaria como alternativa Terapéutica en el tratamiento del Infarto Agudo de Miocardio | Gandía Ventura, Carolina | Dr. Luke Noon | Universidad de Valencia |
| Papel del Sus 1 y Proteínas relacionadas en el proceso de Expresión Génica | García Oliver, Encarnación | Dr. Susana Rodriguez Navarro | Universidad de Valencia |
| Regulation of lysosomal degradation by calcium and calcium-binding proteins | Ghita Ghislat | Dr. Erwin Knecht Roberto | Universidad Politécnica de Valencia |
| Ph-Responsive Polyacetals for the Treatment of Hormone-Dependent Cancer | Giménez Navarro, Vanesa | Dr. Maria Jesus Vicent Docon | Universidad de Valencia |
| Papel de los Neuroesteroides en las alteraciones en la Activación de los receptores NMDA, GABAA y Sigma y en las alteraciones cognitivas y motoras en Encefalopatía Hepática. Mecanismos Moleculares e implicaciones terapéuticas. | Gonzalez-Usano, Alba | Dr. Vicente Felipe Orts, Dr. Esteban Morcillo, Dr. Omar Cauli | Universidad de Valencia |
| Methodological Advances in the Functional Profiling of Genomic Studies | Montaner Gonzalez, David | Dr. Joaquín Dopazo Blázquez | Universidad de Valencia |
| Role of IRS2 in Obesity and Adipogenesis | Moreno Viedma, Veronica | Dr. Deborah Burks | Universidad de Valencia |
| Regulación de la degradación intracelular de Proteínas por Glucosa. | Moruno Manchón, Jose Felix | Dr. Erwin Knecht Roberto, Dr. Eva Pérez-Jiménez | Universidad Politécnica de Valencia |
| Dendritic Derivatives as building blocks for Biomedical Applications | Moveñan, Julie | Dr. Maria Jesus Vicent Docon | Universidad de Zaragoza |
| Regulation des differences voies de la degradation intracellulaire des proteines produites par des variations dans le niveau d'expression du supprimeur tumoral, PTEN | Rajaa Errafyi | Dr. Erwin Knecht Roberto, Dr. Mohamed Loutfi | Universidad Hassan II-Casablanca |



Thesis & Publications

Table 1 - Thesis

| | Nr. |
|--------------------|-----|
| Thesis in progress | 42 |
| PhDs | 12 |

Table 3 - Nr. of publications included in JCR

| | Nr. |
|---------------------|------------|
| Included in JCR | 104 |
| Not included in JCR | 3 |
| TOTAL | 107 |

Table 2 - Nr. of publications by type of journal

| | Nr. |
|----------------|------------|
| Journals | 107 |
| Books | 2 |
| Books chapters | 1 |
| TOTAL | 110 |

Chart 1 - Publications included in JCR

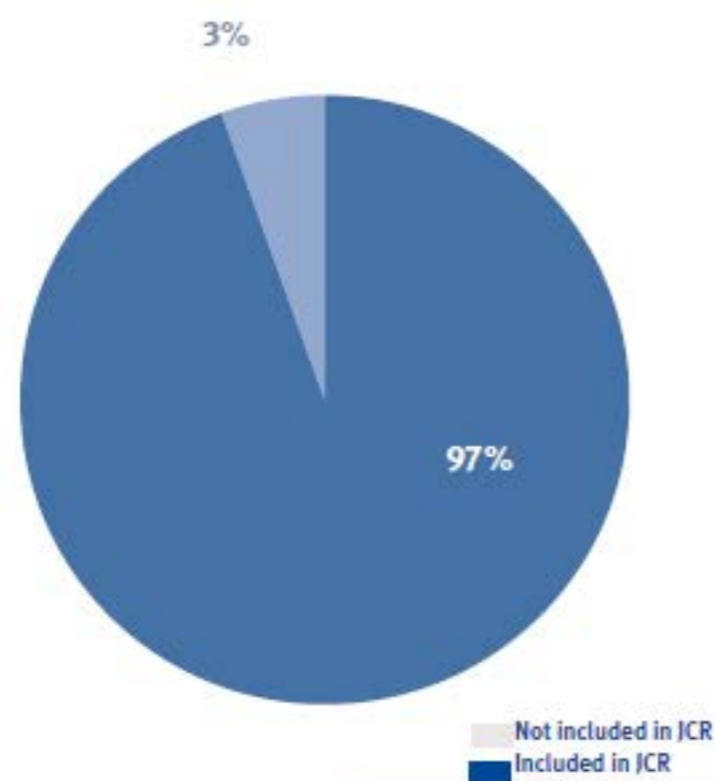


Table 4 - Publications by Laboratory

| Laboratory | Nr. | Laboratory | Nr. |
|---|-----|--|-----|
| Organic Molecules | 15 | Cellular Pathology | 5 |
| Systems Biology | 12 | Peptide & Protein Chemistry | 5 |
| Neurobiology | 9 | Neuronal & Tissue Regeneration | 4 |
| Polymer Therapeutics | 9 | Oncogenic Signalling | 3 |
| Molecular Endocrinology | 9 | RNA Modification & Mitochondrial Diseases | 2 |
| Structural Biochemistry | 8 | Genomics of Gene Expression | 2 |
| Genetics and Molecular Medicine | 8 | Rho Signaling in Neuropathologies | 1 |
| Gene Expression Coupled to RNA Transport | 6 | Genetics and Physiopatoloy of Brain and Mental Disorders | 0 |
| Genetics and Genomic of Neuromuscular Diseases | 6 | Developmental Biology and Neuromuscular Diseases models | 0 |
| Intracellular Protein Degradation & Rare Diseases | 6 | | |

Chart 2 - Publications by Laboratory

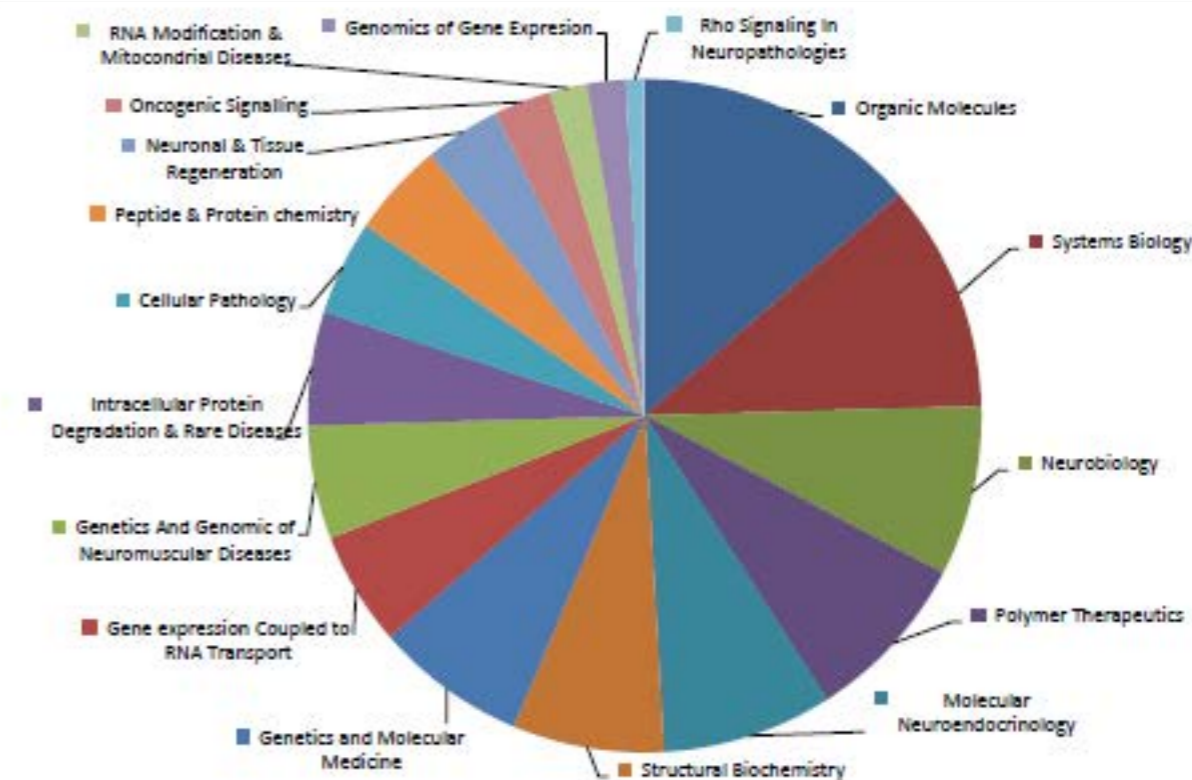
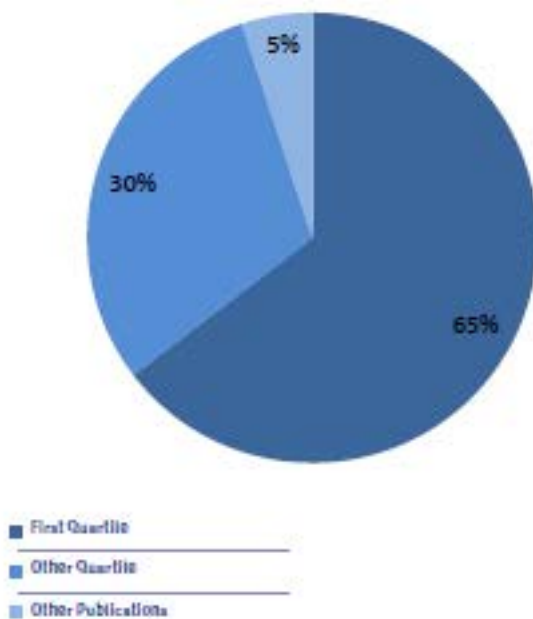


Table 5 - Publications by Quartile 2009-2013 (Actual Researchers)

| | Nr. | % |
|--------------------|------------|-----|
| First Quartile | 370 | 65% |
| Other Quartile | 174 | 30% |
| Other Publications | 29 | 5% |
| Total | 573 | |

Charter 3 - Percentage of Publications by Quartile, *period 2009 - 2013

**Table 6 - Cites by Quartil 2009-2013 (Actual Researchers)**

| | Cites | % |
|--------------------|--------------|-----|
| First Quartile | 3.721 | 79% |
| Other Quartile | 965 | 21% |
| Other Publications | 18 | 0% |
| Total | 4.704 | |

Charter 4 - Percentage of cites by Quartile , period 2009 - 2013

